





Spotto Card - Structural Features of Rainforest Plants

Use the tally column to track how many you find.

Image	Feature	Tally
	Tendrils and hooks	
	Dark green leaves	
	Large leaves	
	Epiphytes	
	Grow above the soil by attaching to the tree. Unlike parasites however, they do not take water or nutrients from the tree itself and rely on falling rain and the compost that collects on tree branches.	